

3-Year Limited Tank/ 1-Year Limited Parts Warranty*

Eighty plus percent thermal efficiency affords lower operating costs on most models.

- Induced Draft Built-In Blower**
 The blower is built into the top cover, factory mounted and wired. Ideal for installations where negative pressure is present in the building. Blower proves draft prior to ignition. No drafthood or barometric damper required.
- Metal Venting**
 Uses standard metal single wall or double wall type "B" vent. Can be commonly vented with Category I appliances. Vent connects directly to the blower outlet. Perfect choice for retrofit and upgrade installations.
- Water Connections**
 For ease of installation, all BCG3-NOx feature water connections on the top, front, and rear.
- Glass-Lined Tank**
 Our proprietary slush coating is applied after the complete tank has been assembled to give a seamless barrier against hot water corrosion. Maximum working pressure 160 psi.
- Installed Cost Savings**
 When multiple BCG3-NOx units are exclusively used in a vent manifold, use the National Flue Gas Code Table 11 Fan Sizing Charts to determine vent diameter and specifications. The BCG3-NOx with its internal induced draft blower enables safe use of smaller vent diameters. This feature can save hundreds of dollars in installation costs.
- Fully Automatic Digital Controls With Safety Shutoff**
 Accurate, dependable control system. Manual reset gas shutoff device for added safety. Maximum inlet gas pressure is 14" W.C. Minimum gas pressure is 5.0" W.C. Natural Gas, 11" W.C. Propane.
- Foam Insulation**
 Saves fuel, helps reduce standby heat loss.
- Jacket**
 Heavy gauge steel finished with a baked enamel finish over a bonderized undercoat.
- Fully Tested for Safety and Performance**
 Design certified by the Underwriters Laboratory for 180°F hot water service. Meets rigid requirements of the National Sanitation Foundation Standard 5 when equipped with optional leg kit. Certified for use on combustible flooring.

- Easy Cleaning**
 Handhole cleanout allows access for easy cleaning.
- Anodes**
 CoreGuard™ long-life, stainless steel core anode rods.
- Intermittent Ignition Device**
 Eliminates standing pilot. Provides flame failure response in less than one second. Power ON/OFF switch.
- Easy to Install**
 Completely factory-assembled. Only gas, water, vent and electric connections need be made. Provided with drain valve.
- Plug Kits**
 Pipe nipples and caps are included to plug unused water connections.
- Approval Ratings and Certification**
 All models comply with ANSI Z21.10.3 CSA4.3
 All models comply with ASHRAE/IES 90.1-2004
 C.E.C. California Energy Commission
 All models comply with Texas and So. California SCAQMD Rule 1146.2

OTHER FEATURES

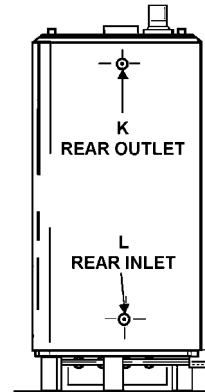
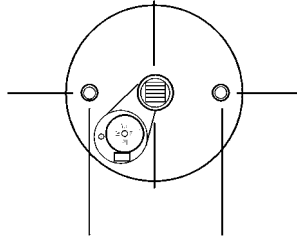
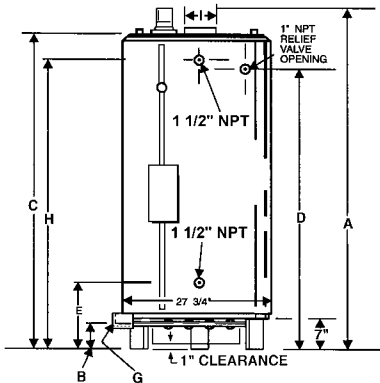
- Equipped with gas pressure regulator and pilot filter
- Integral automatic gas shutoff system prevents excessive water temperature
- CSA certified and ASME rated T&P relief valve
- Maximum working pressure is 160 psi standard
- Cathodic protection
- Adjustable thermostat with a 120-180°F range.

OPTIONS

- Manifold kits for multiple heater installations.
 two units - #9003425205
 three units - #9003427205
 four units - #9003428205
- Horizontal Sidewall Power Vent Kits
 120,000-200,000 BTU, 5" 24v - #9005381205
 250,000-500,000 BTU, 6" 24v - #9003434205
- Leg kits for UL sanitation to meet NSF-5 - # 9003425205
- THREE YEAR LIMITED TANK WARRANTY – For complete warranty information, consult written warranty or contact American Water Heaters.



*For complete warranty information consult the written warranty of American Water Heaters found at www.americanwaterheater.com, or call (800) 456-9805.



MODEL NUMBER	GAL. CAP.	BTU INPUT NATURAL	RECOVERY RATES			A	HGT. TO GAS CONN B	C	D	HGT. TO FRT/BACK COLD E	CONN. SPREAD F	SIZE OF GAS CONN. G	HGT TO FRT/BACK HOT H	VENT SIZE I	TANK DIAMETER	APPROX. SHIP. WEIGHT STD	APPROX. SHIP. WEIGHT ASME
			40°F	100°F	140°F												
BCG3-70T120-5NOX	71	120,000	288	115	82	63	4-1/4	59-1/2	50-7/8	20-1/2	19	1/2	51-7/8	5	27-3/4	400	~
BCG3-80T150-6NOX	81	154,000	369	148	106	68	4-1/2	62	53-5/8	20-1/2	21	1/2	54-7/8	6	27-3/4	470	~
BCG3-100T180-6NOX	100	180,000	432	173	123	72	4-1/2	70	61-5/8	20-1/2	21	1/2	61	6	27-3/4	470	~
BCG3-100T199-6NOX	100	199,000	477	191	136	72	4-1/2	70	61-5/8	20-1/2	21	1/2	61	6	27-3/4	603	~
BCG3-100T200-6NOX	100	199,000	477	191	136	72	4-1/2	70	61-5/8	20-1/2	21	1/2	61	6	27-3/4	630	~
BCG3-100T250-6NOX	100	250,000	600	240	171	72	4-1/2	70	61-5/8	20-1/2	21	1/2	61	6	27-3/4	603	686
BCG3-100T275-6NOX	100	275,000	259	264	188	72	4-1/2	70	61-5/8	20-1/2	21	1/2	61	6	27-3/4	603	686
BCG3-85T310-6NOX	85	310,000	743	297	212	73	4-1/2	72	62-1/2	20-1/2	21	1/2	63	6	27-3/4	725	833
BCG3-85T366-6NOX	85	366,000	878	351	251	73	4-1/2	72	62-1/2	22-1/2	21	1/2	63	6	27-3/4	725	833
BCG3-85T390-6NOX	85	390,000	935	374	267	73	4-1/2	72	62-1/2	22-1/2	21	1/2	63	6	27-3/4	725	833

ASME models are prefixed with an "A" (ABCG3-70T120-5NOX). Low NOx models are not available in Propane.
 BCG3-70T120-5NOX is approved for 5" vent using 6x5 reducer.
 All top inlets and outlets are 1-1/2". All rear inlets and outlets are 1-1/2" except the ASME models 100T200, 100T250, 100T275, which are 2"
 All dimensions in inches.
 Dimensions and specifications subject to change without notice in accordance with our policy of continuous product improvement.

Installation diagrams available in our Commercial Water Heater Plumbing Guide

Water Heater(s) shall be Model _____ as manufactured by American®, or equal. Water heater(s) shall be of glass-lined design, and gasfired, equipped to burn _____ gas and design certified by the Underwriter Laboratory under ANSI Z21.10.3 - CSA 4.3 for commercial heaters for delivery of 180°F water, and meet the requirements of ASHRAE/IES 90.1-2004. Heaters shall have an input rating of _____ and a recovery rating of _____ GPH at a temperature rise of 100°F with a storage capacity of _____ gallons. Heaters shall be equipped with 1-1/2" water inlet and outlet openings (BCG3-NOx 200, 250, 275, 310 rear openings are 2"), a 2-3/4" x 3-3/4" boiler-type handhole cleanout and shall have a maximum working pressure of 160 psi. Water heater(s) shall be equipped with an integrated control system consisting of a 180°F adjustable thermostat with upper and lower sensing bulbs, which average the water temperatures at the top and bottom of the tank for maximum water temperature control. Heater(s) shall be provided with a manual reset gas shutoff device, a gas pressure regulator set for the type of gas supplied, coated steel burners, an approved draft diverter, anodes for cathodic protection, flue damper and IID system. CSA pressure and temperature relief valve shall be furnished and installed by the factory. The heater shall be insulated with foam insulation or equal. The outer jacket shall have a baked enamel finish over a bonderized undercoating. All internal surfaces of the heater(s) exposed to water shall be glass-lined with an alkaline borosilicate composition that has been fused-to-steel by firing at a temperature range of 1400° to 1600°F. Heater tank shall have a 3-year limited warranty against corrosion or sediment buildup as outlined in the written warranty. Fully illustrated instruction manual to be included.

Distributed By:

Order Entry and Sales
 500 Princeton Road (FEDEX, UPS)
 Johnson City, TN 37601-2030
 P.O. Box 4808 (Mailing)
 Johnson City, TN 37602-4808
 (800) 937-1037
 FAX (800) 581-7224

Warranty and Service
 500 Princeton Road (FEDEX, UPS)
 Johnson City, TN 37601-2030
 P.O. Box 1597 (Mailing)
 Johnson City, TN 37605-1597
 (800) 456-9805
 FAX (800) 999-5210